

NUVOLIGHTING
“VISIONS”



NUVO 2022-2023 Decorative Lighting Introductions
A Supplementary Catalog

SATCO | NUVO

WELCOME TO OUR 2023 COLLECTION: **VISIONS**

Introducing our latest lineup of lighting design where we combine creativity, style, quality and technology to deliver the element of inspiring vision.






THE "VISIONS"
COLLECTION
NUVO

LINCOLN

PENDANT, FLUSH AND SEMI FLUSH

This striking collection is inspired by an armillary sphere, which is fashioned around astronomically important details. Choose from a matte white finish with opal glass for a more ethereal style or matte black with clear seeded glass for a black tie, elegant look.



60-7665

FLUSH
2-Lt. Flush
Close to Ceiling



60-7672

SEMI-FLUSH
1-Lt. Semi-Flush
Close to Ceiling



60-7663

PENDANT
1-Lt. Pendant



60-7674



60-7664

FINISH

Matte White/
Natural Brass
Opal White Glass



Matte Black
Clear Seeded Glass



Item#	Description	Finish	No. of Lights	Lamp Type	Base	Max Watts	Length	Width	Height	Ext.	Cert. Type
60-7662	2 Lt. Lg. Flush	Matte White, Nat. Brass / Opal White Glass	2	A19	Med.	60W	•	14 ¾"	6"	•	Damp
60-7663	1 Lt. Semi-Flush	Matte White, Nat. Brass / Opal White Glass	1	A19	Med.	60W	•	11"	12"	•	Dry
60-7664	1 Lt. Med. Pendant	Matte White, Nat. Brass / Opal White Glass	1	A19	Med.	60W	•	11"	16 ¼"	•	Dry
60-7665	1 Lt. Lg. Pendant	Matte White, Nat. Brass / Opal White Glass	1	A19	Med.	60W	•	16"	21 ⅝"	•	Dry
60-7672	2 Lt. Lg. Flush	Matte Black / Clear Seeded Glass	2	A19	Med.	60W	•	14 ¾"	6"	•	Damp
60-7673	1 Lt. Semi-Flush	Matte Black / Clear Seeded Glass	1	A19	Med.	60W	•	11"	12"	•	Dry
60-7674	1 Lt. Med. Pendant	Matte Black / Clear Seeded Glass	1	A19	Med.	60W	•	11"	16 ¼"	•	Dry
60-7675	1 Lt. Lg. Pendant	Matte Black / Clear Seeded Glass	1	A19	Med.	60W	•	16"	21 ⅝"	•	Dry


3' Chain Brass: **25-4163**, 3' Chain Black: **25-462**
Pendants include 4' chain & 12' wire



STARLIGHT

CHANDELIER, FOYER, SEMI-FLUSH,
PENDANT & SCONCE

A stunning silhouette with a hint of Mid-Century charm graces this outstanding series. The dual finishes and old age-inspired glass create a bright design with minute details.



60-7685 Shown in image

FINISH

Matte Black & Natural Brass
Clear Seeded Glass



Item#	Description	Finish	No. of Lights	Lamp Type	Base	Max Watts	Length	Width	Height	Ext.	Cert. Type
60-7681	1 Lt. Sconce	Matte Black & Natural Brass / Clear Seeded Glass	1	A19	Med.	60W	•	5 5/8"	16 1/2"	7 7/8"	Damp
60-7682	1 Lt. Mini Pendant	Matte Black & Natural Brass / Clear Seeded Glass	1	A19	Med.	60W	•	10 1/4"	6 1/4"	•	Dry
60-7683	1 Lt. Semi-Flush	Matte Black & Natural Brass / Clear Seeded Glass	1	A19	Med.	60W	•	15 3/4"	10 3/4"	•	Dry
60-7684	3 Lt. Semi-Flush	Matte Black & Natural Brass / Clear Seeded Glass	3	A19	Med.	60W	•	19"	10 3/4"	•	Dry
60-7685	5 Lt. Chandelier	Matte Black & Natural Brass / Clear Seeded Glass	5	A19	Med.	60W	•	28 1/8"	21 1/4"	•	Dry
60-7686	8 Lt. Chandelier	Matte Black & Natural Brass / Clear Seeded Glass	8	A19	Med.	60W	•	38"	22 1/8"	•	Dry
60-7687	1 Lt. Foyer	Matte Black & Natural Brass / Clear Seeded Glass	1	A19	Med.	60W	•	14 3/4"	20 1/4"	•	Dry

Additional Stems: (6") 25-6135, (12") 25-6136
Pendant includes 12' wire

CHANDELIER

5-Lt. & 8-Lt. Chandeliers



60-7686

SEMI-FLUSH

1-Lt. & 3-Lt. Semi-Flushes
Close to Ceiling




60-7684



60-7683

PENDANT

1-Lt. Pendant



60-7682

SCONCE

1-Lt. Sconce



60-7681

FOYER

1-Lt. Foyer




60-7687

ZELDA

PENDANT

This trio of small pendants is crafted with simplicity and function at the core of their Industrial design. They are available in three colors, gray, black and white, giving you choices for your lighting needs.



Item#	Description	Finish	No. of Lights	Lamp Type	Base	Max Watts	Length	Width	Height	Ext.	Cert. Type
60-7645	1 Lt. Pendant	Black / Black Metal Shade	1	A19	Med.	60W	•	14"	14"	•	Dry
60-7646	1 Lt. Pendant	Black / Gray Metal Shade	1	A19	Med.	60W	•	14"	14"	•	Dry
60-7647	1 Lt. Pendant	Black / White Metal Shade	1	A19	Med.	60W	•	14"	14"	•	Dry

Additional Stems: (6") 25-6135, (12") 25-6136
Pendants include 12' wire

PENDANT

1-Lt. Pendants



60-7645



60-7646



Faux Leather Strap

60-7647

FINISH

Black
Black Metal Shade



Black
Gray Metal Shade




Black
White Metal Shade



LIVINGSTON

PENDANT

The effortless structure of these two pendants bespoken of subtle architecture and thoughtful, Modern Farmhouse design. The stark white shade contrasts beautifully with your choice of textured gray or matte black.



Item#	Description	Finish	No. of Lights	Lamp Type	Base	Max Watts	Length	Width	Height	Ext.	Cert. Type
60-7668	4 Lt. Pendant	Putty Gray / White Linen Fabric	4	A19	Med.	60W	•	22"	20 1/4"	•	Dry
60-7669	4 Lt. Pendant	Matte Black / White Linen Fabric	4	A19	Med.	60W	•	22"	20 1/4"	•	Dry

Additional Stems: (6" Gray) 25-529, (12" Gray) 25-530
 Additional Stems: (6" Black) 25-6135, (12" Black) 25-6136
 Pendants include 12' wire

PENDANT

4-Lt. Pendants



60-7668



60-7669

FINISH

Putty Gray
White Linen Fabric


Matte Black
White Linen Fabric



HALTER

PENDANT

Minimalism at it's finest, renew your lighting with these stunning, Modern Farmhouse drum pendants. Offered in matte black or brass with a white shade or go for the natural brass shade and matte black finish, the choice is yours.



Item#	Description	Finish	No. of Lights	Lamp Type	Base	Max Watts	Length	Width	Height	Ext.	Cert. Type
60-7691	4 Lt. Pendant	Natural Brass/ White Fabric Shade	4	A19	Med.	60W	•	22 5/8"	21 5/8"	•	Dry
60-7692	4 Lt. Pendant	Matte Black / White Fabric Shade	4	A19	Med.	60W	•	22 5/8"	21 5/8"	•	Dry
60-7693	4 Lt. Pendant	Matte Black / Natural Brass Metal Shade	4	A19	Med.	60W	•	22 5/8"	21 5/8"	•	Dry

Additional Stems: (6" Brass) 25-6841, (12" Brass) 25-6842
 Additional Stems: (6" Black) 25-6135, (12" Black) 25-6136
 Pendants include 12' wire

PENDANT

4-Lt. Pendants



60-7691



60-7692



60-7693

FINISH

Natural Brass White Fabric Shade Matte Black White Fabric Shade Matte Black Natural Brass Metal Shade



FLYNN

PENDANT

A streamlined design suited to today's no-nonsense style. A textured shade and matte black finish provide this charismatic design with its natural flair.



Item#	Description	Finish	No. of Lights	Lamp Type	Base	Max Watts	Length	Width	Height	Ext.	Cert. Type
60-7678	3 Lt. Pendant	Black / White Textile Fabric Shade	3	A19	Med.	60W	•	22"	21 3/4"	•	Dry

Additional Stems: (6") 25-6135, (12") 25-6136
Pendant includes 12' wire



PENDANT

3-Lt. Pendant



FINISH

Black
White Textile Fabric Shade



BREWSTER

PENDANT

The brewster collection is a combination of metal and fabric materials joined to create a fresh take on Modern Farmhouse design.

Item#	Description	Finish	No. of Lights	Lamp Type	Base	Max Watts	Width	Height	Cert. Type
60-7696	3 Lt. Pendant	Black / White Textile Fabric Shade / Frosted Glass Diffuser	3	A19	Med.	60W	22"	25 1/4"	Dry
60-7697	3 Lt. Pendant	Black / White Metal Shade	3	A19	Med.	60W	22"	25 1/4"	Dry

Additional Stems: (6") 25-6135, (12") 25-6136
Pendants include 12' wire

PENDANT

3-Lt. Pendants




60-7696



60-7697

FINISH

Black / White Textile Fabric Shade / Frosted Glass Diffuser Black / White Metal Shade



DESTIN

PENDANT AND VANITY

Details abound with a Transitional, yet unique design formed to work in any décor setting in your bath, dining room or kitchen. The matte black is versatile, and the clear glass is ribbed, which is echoed on the fixture plate.



Item#	Description	Finish	No. of Lights	Lamp Type	Base	Max Watts	Length	Width	Height	Ext.	Cert. Type
60-7701	1 Lt. Vanity	Black & Silver Accents / Clear Ribbed Glass	1	A19	Med.	60W	•	6 1/4"	7 5/8"	7 5/8"	Damp
60-7702	2 Lt. Vanity	Black & Silver Accents / Clear Ribbed Glass	2	A19	Med.	60W	•	14 3/4"	7 5/8"	7 5/8"	Damp
60-7703	3 Lt. Vanity	Black & Silver Accents / Clear Ribbed Glass	3	A19	Med.	60W	•	24"	7 5/8"	7 5/8"	Damp
60-7704	4 Lt. Island. Pendant	Black & Silver Accents / Clear Ribbed Glass	4	A19	Med.	60W	38"	5 1/2"	7 5/8"	•	Dry
60-7705	1 Lt. Med. Pendant	Black & Silver Accents / Clear Ribbed Glass	1	A19	Med.	60W	•	14"	13 1/4"	•	Dry
60-7706	1 Lt. Mini Pendant	Black & Silver Accents / Clear Ribbed Glass	1	A19	Med.	60W	•	10"	9 1/2"	•	Dry

Additional Stems: (6") 25-6135, (12") 25-6136
Pendants include 12' wire

ISLAND PENDANT

4-Lt. Island Pendant



60-7704

VANITY

1-Lt., 2-Lt. & 3-Lt. Vanities



60-7703

PENDANT

1-Lt. Pendants



60-7705

60-7706

FINISH


Black & Silver Accents
Clear Ribbed Glass



TETON

FLUSH AND VANITY

Crafted with striking attention-to-detail, this series brings a whole new level of Contemporary style to your homes lighting. Refresh your homes bathroom with the sleek, clear beveled glass displayed against a brass finish.



Item#	Description	Finish	No. of Lights	Lamp Type	Base	Max Watts	Length	Width	Height	Ext.	Cert. Type
60-7710	2 Lt. Flush	Brass / Clear Beveled Glass	2	A19	Med.	60W	•	13"	5 5/8"	•	Damp
60-7711	1 Lt. Vanity	Brass / Clear Beveled Glass	1	A19	Med.	60W	•	4 3/8"	10 5/8"	4 7/8"	Damp
60-7712	2 Lt. Vanity	Brass / Clear Beveled Glass	2	A19	Med.	60W	•	22"	4 3/8"	4 7/8"	Damp
60-7713	3 Lt. Vanity	Brass / Clear Beveled Glass	3	A19	Med.	60W	•	34"	4 3/8"	4 7/8"	Damp



60-7713 Shown in image

VANITY


1-Lt., 2-Lt. & 3-Lt. Vanities



60-7711

FLUSH


2-Lt. Flush
Close to Ceiling



60-7710



60-7712



60-7713

FINISH

Brass
Clear Beveled Glass



GLACIER

FLUSH AND VANITY

Crafted with striking attention-to-detail, this series brings a whole new level of Contemporary style to your homes lighting. Refresh your homes bathroom with beautiful, iced glass displayed against a matte black finish.



Item#	Description	Finish	No. of Lights	Lamp Type	Base	Max Watts	Length	Width	Height	Ext.	Cert. Type
60-7810	2 Lt. Flush	Matte Black / Iced Glass	2	A19	Med.	60W	•	13"	5 5/8"	•	Damp
60-7811	1 Lt. Vanity	Matte Black / Iced Glass	1	A19	Med.	60W	•	4 3/8"	10 5/8"	4 7/8"	Damp
60-7812	2 Lt. Vanity	Matte Black / Iced Glass	2	A19	Med.	60W	•	22"	4 3/8"	4 7/8"	Damp
60-7813	3 Lt. Vanity	Matte Black / Iced Glass	3	A19	Med.	60W	•	34"	4 3/8"	4 7/8"	Damp



60-7813 Shown in image

VANITY

1-Lt., 2-Lt. & 3-Lt. Vanities



60-7811

FLUSH

2-Lt. Flush
Close to Ceiling



60-7810




60-7812



60-7813

FINISH

Matte Black
Iced Glass



RAVEN

OUTDOOR SCNCE

Lighting that brings bold style and understated design, all in a Modern package. A streamlined silhouette, LED technology, and a versatile finish combined to provide decorative illumination at its finest.


Item#	Description	Finish	Light Source	Watts	Watt Equiv.	CCT	Lm	CRI	Length	Width	Height	Ext.	Cert. Type
62-1425	10" Sconce	Matte Black	LED	8W	60W	3000K	660	>90	•	4 3/4"	10"	4"	Wet
62-1426	18" Sconce	Matte Black	LED	15W	100W	3000K	1180	>90	•	4 3/4"	18"	4"	Wet



62-1426 Shown in image

FINISH

Matte Black



LED Light Source

SCNCE



62-1425

62-1426

JASPER

POST, HANGING AND WALL

Styled with a transitional approach, the Jasper Outdoor Collection features clean lines, and a structured silhouette with subtle hints of Asian-inspired influence. Finished in matte black, it will complement existing finishes and provide curb appeal to your walkway, driveway, and rich landscaping. The clear glass ensures maximum output, bringing light to even the most difficult areas to illuminate



Item#	Description	Finish	No. of Lights	Lamp Type	Base	Max Watts	Length	Width	Height	Ext.	Cert. Type
60-5745	1 Lt. Post Lantern	Matte Black / Clear Glass	1	A19	Med.	100W	•	7 1/2"	14"	•	Wet
60-5746	1 Lt. Hanging Lantern	Matte Black / Clear Glass	1	A19	Med.	100W	•	7 1/2"	12 3/8"	•	Damp
60-5747	1 Lt. Wall Lantern	Matte Black / Clear Glass	1	A19	Med.	100W	•	7 1/2"	11 1/4"	8 5/9"	Wet

3' Chain: 25-560, Pier Mount Base: 25-561



60-5747 Shown in image

WALL
1-Lt. Wall Lantern



60-5747

POST
1-Lt. Post Lantern



60-5745

HANGING
1-Lt. Hanging Lantern



60-5746

FINISH

Matte Black
Clear Glass



RAIDEN

POST, HANGING AND WALL

The Raiden Collection features a traditional design yet is suited to today's contemporary lighting styles. The clear seeded glass delivers with an aged patina softly illuminated by the bulb. The matte black finish showcases the fixture's structure and will fair easily when paired with existing pieces. The ideal series to add curb appeal and style to your homes exterior landscape.



Item#	Description	Finish	No. of Lights	Lamp Type	Base	Max Watts	Length	Width	Height	Ext.	Cert. Type
60-5758	1 Lt. Post Lantern	Matte Black / Clear Seeded Glass	1	A19	Med.	100W	•	7 1/2"	17 7/8"	•	Wet
60-5759	1 Lt. Hanging Lantern	Matte Black / Clear Seeded Glass	1	A19	Med.	100W	•	7 1/2"	14 1/2"	•	Damp
60-5760	1 Lt. Wall Lantern	Matte Black / Clear Seeded Glass	1	A19	Med.	100W	•	7 1/2"	13 7/8"	8 3/4"	Wet

3' Chain: 25-560, Pier Mount Base: 25-561



60-5759 Shown in image

HANGING
1-Lt. Hanging Lantern



POST
1-Lt. Post Lantern



60-5758

WALL
1-Lt. Wall Lantern



60-5760


FINISH
Matte Black
Clear Seeded Glass



AUSTEN

POST, HANGING AND WALL

The Austen Lighting Series features a classic design that brings a romantic charm to the outdoors with its transitional style. An elongated metal structure is finished in a versatile matte black to coordinate with existing finishes. The rippling water glass provides glimpses of the bulb while allowing for superior illumination through the clear panels. Conveying a sense of classic style allows this collection to shine bright on your home's exterior.



Item#	Description	Finish	No. of Lights	Lamp Type	Base	Max Watts	Length	Width	Height	Ext.	Cert. Type
60-5995	1 Lt. Post Lantern	Matte Black / Clear Water Glass	1	A19	Med.	100W	•	7 3/4"	20 1/8"	•	Wet
60-5996	1 Lt. Hanging Lantern	Matte Black / Clear Water Glass	1	A19	Med.	100W	•	7 3/4"	17 1/4"	•	Damp
60-5997	1 Lt. Small Wall Lantern	Matte Black / Clear Water Glass	1	A19	Med.	100W	•	6"	13 1/4"	7 3/4"	Wet
60-5998	1 Lt. Large Wall Lantern	Matte Black / Clear Water Glass	1	A19	Med.	100W	•	7 3/4"	17 3/8"	10"	Wet

3' Chain: 25-560, Pier Mount Base: 25-561



60-5998 Shown in image

POST
1-Lt. Post Lantern



60-5995

WALL
1-Lt. Wall Lanterns



60-5997

HANGING
1-Lt. Hanging Lantern



60-5996

FINISH

Matte Black
Clear Water Glass



EAST RIVER

POST, HANGING AND WALL

With a hint to provincial design, the East River Outdoor Collection features old world charm combined with today's style. The rippling, clear water glass dances in the light, and is encased in a beautifully designed fixture with a matte black finish highlighting the curves, and subtle detailing on the fixture body. From Cape to Colonial, this series offers the perfect solution to exterior home lighting.



Item#	Description	Finish	No. of Lights	Lamp Type	Base	Max Watts	Length	Width	Height	Ext. Type	Cert. Type
60-5943	1 Lt. Post Lantern	Matte Black / Clear Water Glass	1	A19	Med.	100W	•	8 1/4"	19 1/2"	•	Wet
60-5944	1 Lt. Hanging Lantern	Matte Black / Clear Water Glass	1	A19	Med.	100W	•	8 1/4"	14 1/2"	•	Damp
60-5945	1 Lt. Small Wall Lantern	Matte Black / Clear Water Glass	1	A19	Med.	100W	•	6 1/4"	12"	7 3/8"	Wet
60-5946	1 Lt. Large Wall Lantern	Matte Black / Clear Water Glass	1	A19	Med.	100W	•	8 1/4"	15 3/4"	9 1/2"	Wet

3' Chain: 25-560, Pier Mount Base: 25-561



60-5944 Shown in image

WALL

1-Lt. Wall Lanterns



60-5945

POST

1-Lt. Post Lantern



60-5943

HANGING

1-Lt. Hanging Lantern



60-5944

FINISH

Matte Black
Clear Water Glass



JAMESPORT

POST, HANGING AND WALL

Like any hamlet, the Jamesport Outdoor Collection transcends conventional style to suit many types of homes in any neighborhood. Provided with clear glass panels, it brings light from all sides for optimal illumination, and the framework, matte black finish perfectly complements its structured simplicity. Present your guests with inviting, and welcoming lighting as they approach your homes entry.



Item#	Description	Finish	No. of Lights	Lamp Type	Base	Max Watts	Length	Width	Height	Ext.	Cert. Type
60-5932	3 Lt. Post Lantern	Matte Black / Clear Glass	3	Candle	E12	100W	•	7 1/2"	15 1/4"	•	Wet
60-5933	3 Lt. Hanging Lantern	Matte Black / Clear Glass	3	Candle	E12	100W	•	7 1/2"	11 7/16"	•	Wet
60-5934	3 Lt. Small Wall Lantern	Matte Black / Clear Glass	3	Candle	E12	100W	•	7 1/2"	11 1/9"	9 1/4"	Wet

3' Chain: 25-560, Pier Mount Base: 25-561



60-5934 Shown in image

POST
3-Lt. Post Lantern



60-5932

WALL
3-Lt. Wall Lantern



60-5934

HANGING
3-Lt. Hanging Lantern



60-5933

FINISH


Matte Black
Clear Glass



STILLWELL

POST, HANGING AND WALL

A lantern-style approach to its design makes the Stillwell Outdoor Series a bonafide hit. The translucent, water glass obscures the bulb while still providing plenty of light to go around. Its elongated structure is finished in matte black making it quite versatile to match with existing fixtures and home exteriors. A stunning collection ideally suited to bring grace and style to your homes landscape.



Item#	Description	Finish	No. of Lights	Lamp Type	Base	Max Watts	Length	Width	Height	Ext.	Cert. Type
60-5957	1 Lt. Post Lantern	Matte Black / Water Glass	1	A19	Med.	100W	•	6 1/2"	17 1/3"	•	Wet
60-5958	1 Lt. Hanging Lantern	Matte Black / Water Glass	1	A19	Med.	100W	•	6 1/2"	13 7/9"	•	Wet
60-5959	1 Lt. Wall Lantern	Matte Black / Water Glass	1	A19	Med.	100W	•	6 1/2"	13 1/5"	8 1/4"	Wet

3' Chain: 25-562, Pier Mount Base: 25-563



POST
1-Lt. Post Lantern



60-5957

WALL
1-Lt. Wall Lantern



60-5959

HANGING
1-Lt. Hanging Lantern



60-5958

FINISH

Matte Black
Water Glass



HOPKINS

POST, HANGING AND WALL

Reminiscent of Tudor-inspired style, the Hopkins Outdoor Lighting Collection guarantees an elegant grace to your home's exterior. Perfect illumination is provided with the multiple clear glass panes showcasing the bulb; go with a vintage-filament bulb for maximum effect. A matte black finish accentuates the curves, and planes of the fixture body with its rich depth. The time-honored design of this series will shine brightly on your homes exterior landscape for years to come.



Item#	Description	Finish	No. of Lights	Lamp Type	Base	Max Watts	Length	Width	Height	Ext.	Cert. Type
60-6115	1 Lt. Large Post Lantern	Matte Black / Clear Glass	1	A19	Med.	100W	•	7 3/8"	18 1/2"	•	Wet
60-6116	1 Lt. Small Post Lantern	Matte Black / Clear Glass	1	A19	Med.	100W	•	6"	16 5/8"	•	Wet
60-6117	1 Lt. Hanging Lantern	Matte Black / Clear Glass	1	A19	Med.	100W	•	7 3/8"	12 2/3"	•	Wet
60-6118	1 Lt. Large Wall Lantern	Matte Black / Clear Glass	1	A19	Med.	100W	•	7 3/8"	13 2/9"	9"	Wet
60-6119	1 Lt. Small Wall Lantern	Matte Black / Clear Glass	1	A19	Med.	100W	•	6"	11 7/9"	7 5/7"	Wet

3' Chain: 25-562, Pier Mount Base: 25-563



POST
1-Lt. Post Lantern



60-6115

WALL
1-Lt. Wall Lanterns



60-6119

HANGING
1-Lt. Hanging Lantern



60-6117

FINISH

Matte Black
Clear Glass



COVE NECK

POST, HANGING AND WALL

Today's style of craftsman lighting, as shown on the Cove Neck Outdoor Series, works with many styles of homes. The fixture details are highlighted beautifully, available in three finishes, that are versatile in appeal.



FINISH

White

Clear Seeded Glass



Rustic Bronze

Clear Seeded Glass



Textured Black

Clear Seeded Glass



60-5955

Item#	Description	Finish	No. of Lights	Lamp Type	Base	Max Watts	Length	Width	Height	Ext.	Cert. Type
60-4951	1 Lt. Small Wall Lantern	White / Clear Seeded Glass	1	A19	Med.	100W	•	7"	11 3/4"	9 1/2"	Wet
60-4952	1 Lt. Small Wall Lantern	Rustic Bronze / Clear Seeded Glass	1	A19	Med.	100W	•	7"	11 3/4"	9 1/2"	Wet
60-4953	1 Lt. Small Wall Lantern	Textured Black / Clear Seeded Glass	1	A19	Med.	100W	•	7"	11 3/4"	9 1/2"	Wet
60-4954	1 Lt. Hanging Lantern	White / Clear Seeded Glass	1	A19	Med.	100W	•	7"	12"	•	Damp
60-4955	1 Lt. Hanging Lantern	Rustic Bronze / Clear Seeded Glass	1	A19	Med.	100W	•	7"	12"	•	Damp
60-4956	1 Lt. Hanging Lantern	Textured Black / Clear Seeded Glass	1	A19	Med.	100W	•	7"	12"	•	Damp
60-4957	1 Lt. large Wall Lantern	White / Clear Seeded Glass	1	A19	Med.	100W	•	9"	14"	11 1/2"	Wet
60-4958	1 Lt. large Wall Lantern	Rustic Bronze / Clear Seeded Glass	1	A19	Med.	100W	•	9"	14"	11 1/2"	Wet
60-4959	1 Lt. large Wall Lantern	Textured Black / Clear Seeded Glass	1	A19	Med.	100W	•	9"	14"	11 1/2"	Wet
60-5951	1 Lt. Large Post Lantern	White / Clear Seeded Glass	1	A19	Med.	100W	•	9"	16 1/7"	•	Wet
60-5952	1 Lt. Large Post Lantern	Rustic Bronze / Clear Seeded Glass	1	A19	Med.	100W	•	9"	16 1/7"	•	Wet
60-5953	1 Lt. Large Post Lantern	Textured Black / Clear Seeded Glass	1	A19	Med.	100W	•	9"	16 1/7"	15 3/4"	Wet
60-5954	1 Lt. Small Post Lantern	White / Clear Seeded Glass	1	A19	Med.	100W	•	7 1/9"	13 7/9"	•	Wet
60-5955	1 Lt. Small Post Lantern	Rustic Bronze / Clear Seeded Glass	1	A19	Med.	100W	•	7 1/9"	13 7/9"	•	Wet
60-5956	1 Lt. Small Post Lantern	Textured Black / Clear Seeded Glass	1	A19	Med.	100W	•	7 1/9"	13 7/9"	15 3/4"	Wet

POST
1-Lt. Post Lantern



60-5953

WALL
1-Lt. Wall Lantern



60-4951

HANGING
1-Lt. Hanging Lantern



60-4956




60-4958

SULLIVAN

POST AND HANGING

The Sullivan combines clean lines and minimal details in one versatile design. The seeded clear glass provides subtle diffusion of light and is perfect for lighting the way into your home. The black finish works well with existing fixtures, bringing a stylish yet versatile appeal to your home's exterior.



Item#	Description	Finish	No. of Lights	Lamp Type	Base	Max Watts	Length	Width	Height	Ext.	Cert. Type
60-7375	1 Lt. Medium Wall Lantern	Matte Black / Clear Seeded Glass	1	A19	Med.	100W	•	7 1/2"	12 1/2"	6 1/4"	Wet
60-7376	1 Lt. Large Wall Lantern	Matte Black / Clear Seeded Glass	1	A19	Med.	100W	•	9 1/4"	15 1/2"	8"	Wet
60-7377	1 Lt. Hanging lantern	Matte Black / Clear Seeded Glass	1	A19	Med.	100W	•	9"	16 5/8"	6 5/8"	Damp
60-7378	1 Lt. Post Fixture Lantern	Matte Black / Clear Seeded Glass	1	A19	Med.	100W	•	9"	17 1/8"	6 5/8"	Wet

3' Chain: 25-560, Pier Mount Base: 25-561



POST
1-Lt. Post Lantern



60-7378

WALL
1-Lt. Wall Lanterns




60-7375

HANGING
1-Lt. Hanging Lantern



60-7377

FINISH
Matte Black
Clear Seeded Glass



INDEX

60-4951	25	60-5951	25	60-7645	8	60-7692	10
60-4952	25	60-5952	25	60-7646	8	60-7693	10
60-4953	25	60-5953	25	60-7647	8	60-7696	12
60-4954	25	60-5954	25	60-7662	5	60-7697	12
60-4955	25	60-5955	25	60-7663	5	60-7701	13
60-4956	25	60-5956	25	60-7664	5	60-7702	13
60-4957	25	60-5957	22	60-7665	5	60-7703	13
60-4958	25	60-5958	22	60-7668	9	60-7704	13
60-4959	25	60-5959	22	60-7669	9	60-7705	13
60-5745	17	60-5995	19	60-7672	5	60-7706	13
60-5746	17	60-5996	19	60-7673	5	60-7710	14
60-5747	17	60-5997	19	60-7674	5	60-7711	14
60-5758	18	60-5998	19	60-7675	5	60-7712	14
60-5759	18	60-6115	23	60-7678	11	60-7713	14
60-5760	18	60-6116	23	60-7681	7	60-7810	15
60-5932	21	60-6117	23	60-7682	7	60-7811	15
60-5933	21	60-6118	23	60-7683	7	60-7812	15
60-5934	21	60-6119	23	60-7684	7	60-7813	15
60-5943	20	60-7375	26	60-7685	7	62-1425	16
60-5944	20	60-7376	26	60-7686	7	62-1426	16
60-5945	20	60-7377	26	60-7687	7		
60-5946	20	60-7378	26	60-7691	10		



www.satco.com
Catalog NU1700 11/22



National Toll-Free: **1.800.43.SATCO** (1.800.437.2826) www.satco.com

Corporate Offices & Distribution Center: **NEW YORK** 110 Heartland Blvd., Brentwood, NY 11717 800.437.2826 631.243.2022 Fax 631.243.2027

Distribution Centers: **FLORIDA** 1694 N.W. 215th St., Miami Gardens, FL 33056 800.437.2826 305.624.2044 FAX 305.623.0286

CALIFORNIA 31288 San Benito St. Hayward, CA 94544 800.437.2826 510.487.4822 FAX 510.487.8955

WASHINGTON 4710 116th St. S.W., Mukilteo, WA 98275 800.437.2826 425.789.3300 FAX 425.789.3310

TEXAS 2000 Valwood Parkway, Farmers Branch, TX 75234 800.437.2826 972.247.2437 FAX 972.247.5408

PUERTO RICO Campeche St. 23, Julio N. Matos Industrial Park, Carolina, PR 00984 787.757.3510 FAX 787.757.3540



Like us on Facebook



Follow us on Twitter

© Copyright 2022, SATCO Products, Inc