


FLUSH FIXTURE

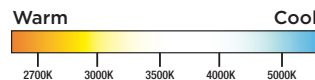
WITH NIGHTLIGHT | CCT SELECTABLE



CCT Selectable Switch



ColorQuick[®]
Selectable Color Technology



**INTEGRATED DIMMABLE
2200K NIGHT LIGHT**

**PMMA IMPACT
RESISTANT LENS**

**ACTIVATE NIGHTLIGHT WITH
ON/OFF WALL SWITCH**

SUGGESTED APPLICATIONS

Suggested Applications:
Residential and Multifamily
Bedrooms, Kids Rooms,
Hallways, Kitchens, Bathrooms

Illuminate your space with SATCO|NUVO's Flush Fixture featuring a built-in nightlight. Enjoy the convenience of clear 90 CRI lighting from a classic flush mount fixture, with the added benefit of an integrated nightlight all operated from a single switch. CCT selectable, dimmable, and damp location rated, this fixture is the perfect combination of style and functionality in one sleek design.



GENERAL SPECIFICATIONS

Input Voltage: 120V
Frequency: 60Hz
THD%: <50%
CCT: 2700K/3000K/3500K/4000K/5000K
Nightlight CCT: 2200K
Beam Angle: 120°
Dimming: Phase-Cut Dimmable Down to 10%
CRI: 90

Functional Life: 50,000 Hours
Location Rating: Damp
Ambient Operating Temperature: -20°C (-4°F) to +40°C (+104°F)
Suitable For Bathroom Applications: Yes
Lens Material: Poly Methyl Methacrylate (PMMA)
Construction: Steel
Shape: Round

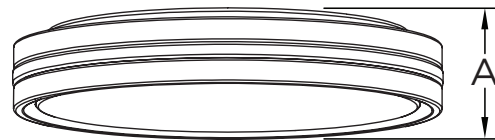
ITEM SPECIFICATIONS / ORDER INFO



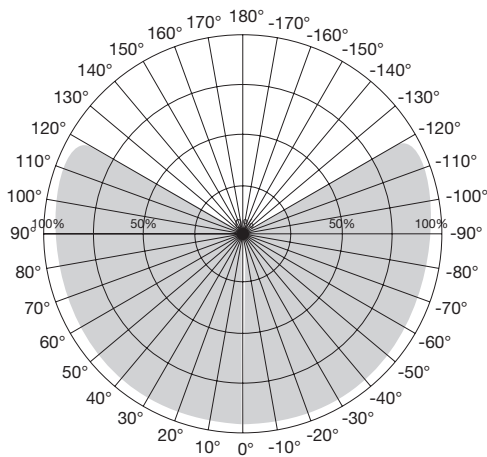
Item	Size	Finish	Wattage	Nightlight Wattage	Lumens	Nightlight Lumens	Input Current	Efficacy
62-1690	11"	Brushed Nickel	24W	10W	1,500-1,700	100	0.20A	Up to 71 LPW
62-1691	11"	Matte Black	24W	10W	1,500-1,700	100	0.20A	Up to 71 LPW
62-1692	15"	Brushed Nickel	26W	6W	1,700-2,000	100	0.22A	Up to 77 LPW
62-1693	15"	Matte Black	26W	6W	1,700-2,000	100	0.22A	Up to 77 LPW

DIMENSIONS / WEIGHTS

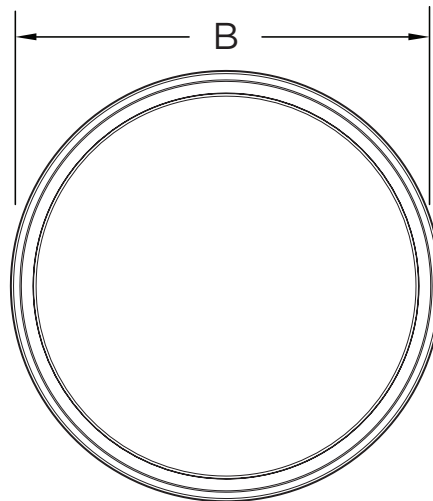
Item	A-Height	B-Diameter	Weight
62-1690	2.28"	11.42"	1.12 Lbs.
62-1691	2.28"	11.42"	1.12 Lbs.
62-1692	2.60"	14.37"	2.90 Lbs.
62-1693	2.60"	14.37"	2.90 Lbs.



PHOTOMETRICS



Beam Angle:120°



This device complies with Part 15 of the FCC Rules. Operation is subject to the following two conditions: (1) this device may not cause harmful interference, and (2) this device must accept any interference received, including interference that may cause undesired operation. Fixture may not be compatible with all dimmers.

WARNING: Some products included in this specification sheet may be subject to the warning requirements of California's Proposition 65. Please refer to your product packaging for more information.

Specifications subject to change without notice.