


LED HI-PRO

EXPANDABLE | FIELD SELECTABLE



Model S28932R1 shown



**Panels must be fully open for operation.*



**FIELD SELECTABLE
(CCT AND WATTAGE)**

EXPANDABLE LIGHT PANELS*

320° ROTATING EX39 BASE

**INTEGRATED 4KV
SURGE PROTECTION**

ADVANCED HEAT DISSIPATION

SUGGESTED APPLICATIONS:

- Parking Lots
- Campuses
- Auto Dealerships
- Industrial Parks

SATCO|NUVO's LED Hi-Pro Lamps offer a 320° rotating EX39 base making the installation of these lamps easier than ever. The two different on-unit CCT and Wattage Selectable switches give the user the power to customize the lighting for each unique environment. The notable design of the expandable light panels, when used in its fully open operating position, provides a 180° beam angle that enables the user to focus the light distribution exactly where it is needed the most. The outstanding heat dissipation, the ballast bypass feature, and the integrated 4kV surge protection make these the perfect HID replacement for shoebox fixtures and commercial area lighting. An optional 10kV hardwire surge protector is available to provide an additional level of protection when needed.



GENERAL SPECIFICATIONS

Range Voltage: 120V-277V

Frequency: 50/60Hz

Power Factor: >0.9

THD: <20%

Integrated Surge Protection Rating: 4kV

Ballast Bypass: Type B

Efficacy: up to 150 LPW

Lamp Base: EX39

CCT: 3000K/4000K/5000K

Beam Angle: 180°

Functional Life: 50,000 Hours

Location Rating: Damp

Ambient Operating Temperature: -30°C (-22°F) to +45°C (+113°F)

Enclosed Fixture Rating: Yes

Construction: Aluminum and Polycarbonate

Operating Position: Universal

**Panels must be fully open for operation.*

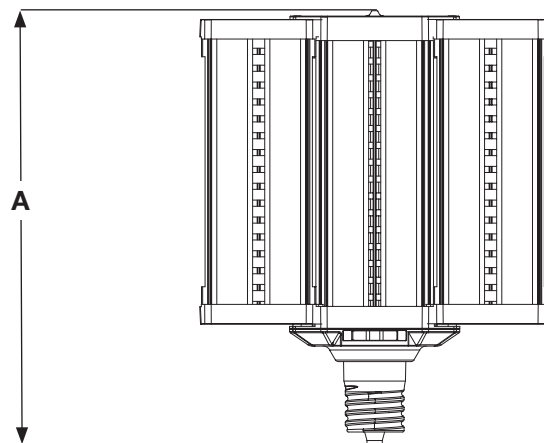
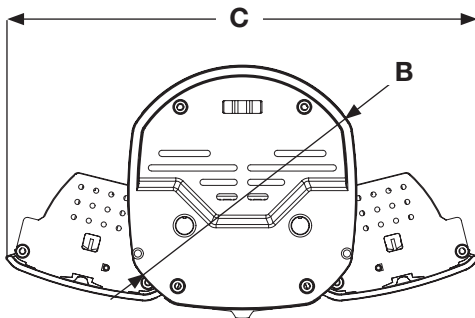


ITEM SPECIFICATIONS/ORDER INFO

Item	Lumens	Wattage	HID Replacement Wattage	Input Current @120V-277V	Min Compartment Size	DLC ID	Pack QTY
S28932R1	9,000/10,150/11,200	60W/70W/80W	200W/250W/320W	0.50-0.22/0.58-0.25/0.67-0.29A	11"L x 11"W x 9.2"H	S-ARHCWO	4
S28938R1	13,500/14,500/15,400	90W/100W/110W	250W/320W/400W	0.75-0.33/0.83-0.36/0.92-0.40A	11"L x 11"W x 11.6"H	S-7KJXW6	4

DIMENSIONS/WEIGHTS

Item	A (MOL)	B (MOD Closed)	C (MOD Expanded)	Weight
S28932R1	8.86"	4.95"	8.90"	2.43 Lbs.
S28938R1	11.26"	4.95"	8.90"	3.68 Lbs.



ACCESSORIES/SOLD SEPARATELY

Item	Description
80-929	Hard Wire Surge Protector - 10kV



This device complies with Part 15 of the FCC Rules. Operation is subject to the following two conditions: (1) this device may not cause harmful interference, and (2) this device must accept any interference received, including interference that may cause undesired operation.

Fixture may not be compatible with all dimmers.

DLC Primary Use: Replacement Lamps for Outdoor Pole/Arm-mounted Area and Roadway Luminaires (Type B)

Replacement wattage shown depends on application and fixture.

Specifications are subject to change without prior notice.

WARNING: Some products included in this specification sheet may be subject to the warning requirements of California's Proposition 65. Please refer to your product packaging for more information.