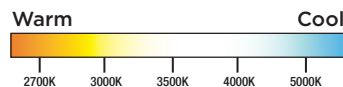


LED PAR LAMPS

HIGH LUMEN | CCT SELECTABLE



ColorQuick[®]
Selectable Color Technology



**90 CRI FOR EXCEPTIONAL
COLOR RENDERING**

**WET LOCATION RATED FOR
USE OUTDOORS**

**WIDE BEAM ANGLE FOR
FOCUSED FLOODLIGHT
ILLUMINATION**

**120V AND 120V-277V RANGE
VOLTAGE MODELS AVAILABLE**

SUGGESTED APPLICATIONS

- Recessed Lighting
- Track Lighting
- Security Lighting
- Landscape Lighting

SATCO|NUVO's High Lumen and CCT Selectable PAR lamps are designed for diverse indoor and outdoor applications. With crisp, 90 CRI light output choose 2700K/3000K/3500K/4000K/5000K color temperatures at installation to create the perfect atmosphere. Offered in 120V and 120V-277V range voltage, they are an ideal lamp for residential, commercial, hospitality, general lighting, recessed downlighting and task lighting. And, with a wet location rating, these lamps are also perfect for use outdoors in flood lighting and landscape lighting uses.



GENERAL SPECIFICATIONS

Frequency: 60Hz
Power Factor: 0.9
Efficacy: Up to 142 LPW
CCT Selectable: 2700K/3000K/3500K/4000K/5000K
CRI: 90
Beam Angle: 40°
Functional Life: 25,000 Hours

Location Rating: Wet
Ambient Operating Temperature: -20°C (-4°F) to +40°C (+104°F)
Enclosed Fixture Rating: Yes*
Housing Material/Color: Plastic/Silver
Lens: Polycarbonate
Base: E26

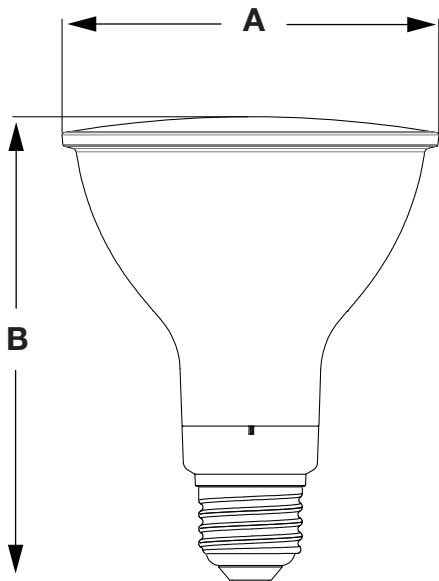
ITEM SPECIFICATIONS / ORDER INFO



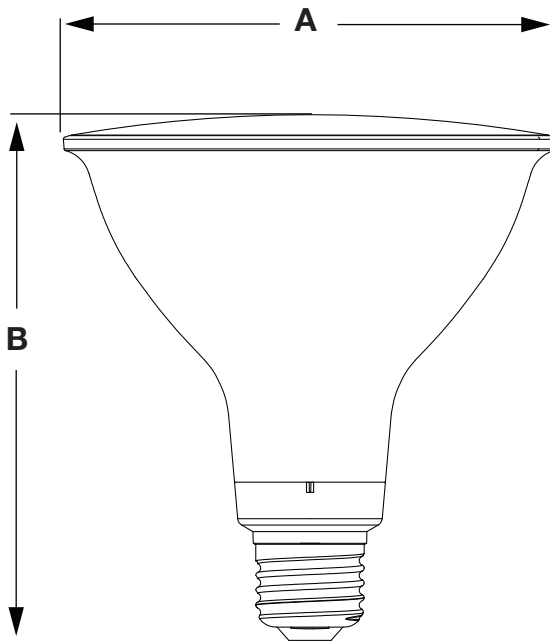
Item	Shape	Lumens	Wattage	Incandescent Replacement Wattage	Input Voltage	Input Current	Dimmable	CBCP (cd)	THD
S32240	PAR30LN	1,800	15W	100W	120V	0.20A	Yes	2103	9.62%
S32250	PAR38	3,000	21W	250W	120V	0.28A	Yes	3272	8.53%
S39764	PAR30LN	1,800	15W	100W	120-277V	0.20A	No	2103	11.40%@120V, 36.50%@277V
S39760	PAR38	2,400	19W	250W	120-277V	0.25A	No	3272	11.40%@120V, 36.50%@277V

DIMENSIONS/WEIGHTS

Item	MOD A	MOL B	Weight
PAR30LN	3.74"	4.65"	0.27 Lbs.
PAR38	4.76"	5.12"	0.40 Lbs.



PAR30LN



PAR38

This device complies with Part 15 of the FCC Rules. Operation is subject to the following two conditions: (1) this device may not cause harmful interference, and (2) this device must accept any interference received, including interference that may cause undesired operation.

Lamps may not be compatible with all dimmers. See satco.com for compatibility list.

Replacement wattage shown depends on application and fixture.

Specifications are subject to change without prior notice.

*Not for use in totally enclosed track and landscape fixtures.