


SQUARE CANOPY FIXTURE

FIELD SELECTABLE | WITH OR WITHOUT SENSOR



SATCO|NUVO's Field Selectable square canopy fixtures are an ideal choice for multiple applications. These fixtures offer the flexibility to choose from three wattage and three CCT options during installation, with some models featuring an integrated microwave sensor for motion-activated energy. With a choice of surface mounting using the hinged universal bracket or 3/4" pendant mounting, installation of these luminaries is a breeze. The two side knockouts allow for wiring access to be fast and efficient. The sleek bronze die-cast aluminum housing, the IK08 impact-rated vandal-resistant polycarbonate lens, and the IP65 wet location rating, ensures reliable illumination even in the most adverse weather conditions.



**FIELD SELECTABLE
(CCT AND WATTAGE)**

**8.5" & 10" SIZES
(WITH & WITHOUT SENSOR)**

**CEILING OR
PENDANT MOUNTING**

**HINGED UNIVERSAL
MOUNTING BRACKET**

**INTEGRATED SURGE
PROTECTION**

IK08 VANDAL RESISTANT LENS

SUGGESTED APPLICATIONS
Parking Garages, Breezeways,
Industrial Parks



GENERAL SPECIFICATIONS

Range Voltage, Frequency: 120V-277V, 50/60Hz
Power Factor: 0.9
Dimming: 0-10V Dimmable Down to 10%
CCT: 3000K/4000K/5000K
Efficacy: Up to 135 LPW
CRI: 80
Functional Life: 50,000 Hours
Beam Angle: 150°

Location Rating: Wet
IP Rating: IP65
Ambient Operating Temperature: -30°C (-22F) to +45°C (+113°F)
Mounting Options: Surface or 3/4" Pendant
Emergency Backup Compatible: Yes, Accessory Sold Separately
Finish: Bronze
Material: Die-Cast Aluminum
Lens Material: IK08 Impact Resistant Polycarbonate





ITEM SPECIFICATIONS / ORDER INFO

Item	Size	Lumen Range	Wattage	Max Replacement Wattage	Input Current @120V/277V	THD %	Surge Protection Rating	BUG Rating	DLC ID
Standard									
65-980	8.5"	3125-5400	25W/30W/40W	250W	0.21-0.09/0.25-0.11/0.33-0.14A	10.20%	6kV	B2-U3-G1	S-4CXTMX
65-981	10"	5625-9450	45W/60W/70W	500W	0.38-0.16/0.50-0.22/0.58-0.25A	9.50%	4kV	B2-U3-G2	S-TVN5KW
Integrated Microwave Sensor									
65-982	8.5"	3125-5400	25W/30W/40W	250W	0.21-0.09/0.25-0.11/0.33-0.14A	10.20%	6kV	B2-U3-G1	S-4CXTMX
65-983	10"	5625-9450	45W/60W/70W	500W	0.38-0.16/0.50-0.22/0.58-0.25A	9.50%	4kV	B2-U3-G2	S-TVN5KW

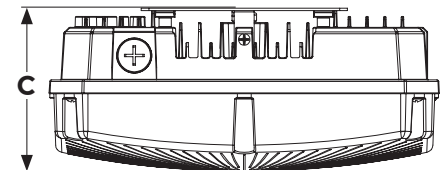
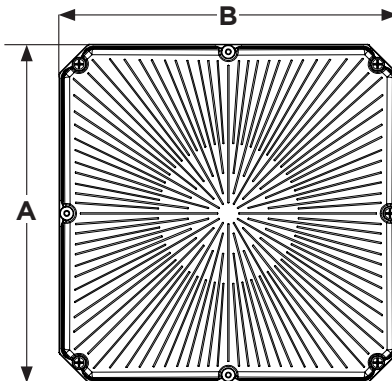
SENSOR PRESET / DEFAULT SETTINGS: Sensitivity Setting: 100%, Hold Time: 5 min, Stand-by Period: 30 min, Stand-by Dimming Level: 30%, Daylight Threshold: Disabled

OPTIONAL ACCESSORIES (SOLD SEPARATELY)

Item	Description	Compatible SKU's	Image
65-150	ADD-ON EMERGENCY BATTERY BACKUP	65-980, 65-981, 65-982, 65-983	
86-235	PROGRAMMING REMOTE	65-982 AND 65-983	

DIMENSIONS

Item	(A) Length	(B) Width	(C) Height	Weight
65-980	8.5"	8.5"	3.27"	3.35 Lbs.
65-981	10"	10"	4.19"	5.03 Lbs.
65-982	8.5"	8.5"	3.27"	3.35 Lbs.
65-983	10"	10"	4.19"	5.03 Lbs.

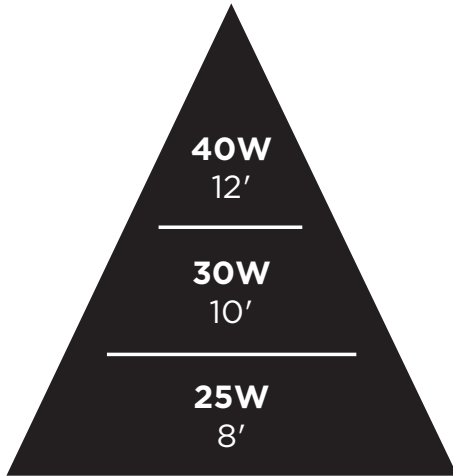


This device complies with Part 15 of the FCC Rules. Operation is subject to the following two conditions: (1) this device may not cause harmful interference, and (2) this device must accept any interference received, including interference that may cause undesired operation.

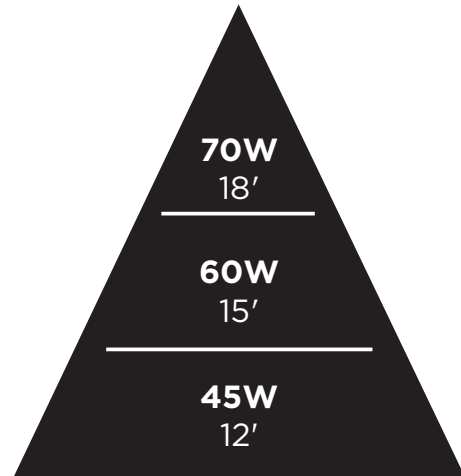
Fixture may not be compatible with all dimmers.

Replacement wattage shown depends on application and fixture. Specifications are subject to change without prior notice.

WARNING: Some products included in this specification sheet may be subject to the warning requirements of California's Proposition 65. Please refer to your product packaging for more information.



SUGGESTED MOUNTING HEIGHT



SUGGESTED MOUNTING HEIGHT

MAX LUMENS

Field Selectable	25W	30W	40W
3000K	3,125	3,750	5,000
4000K	3,375	4,050	5,400
5000K	5,850	3,900	5,200

MAX LUMENS

Field Selectable	45W	60W	70W
3000K	5,625	7,500	8,750
4000K	6,075	8,100	9,450
5000K	5,850	7,800	9,100