

LED TRACK HEAD

CCT SELECTABLE | 36° & 48° BEAM SPREAD

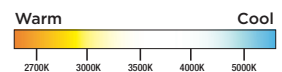


Adjustable Track Head - Allows for Horizontal and Vertical Positioning

CCT Selectable Switch



ColorQuick
Selectable Color Technology



5 CCT SELECTABLE

90 CRI HIGH QUALITY LIGHT

SATCO H-TRACK COMPATIBLE

CONTEMPORARY DESIGN

SUGGESTED APPLICATIONS:

- Wall Washing
- Accent Lighting
- Task Illumination
- Room Ambiance
- Retail Displays
- Artwork Accentuation

SATCO|NUVO's LED track head fixtures available in 36 and 48 degree beam spreads, combine functionality and style for your lighting projects. These track heads are designed to provide direct lighting in compact spaces and are CCT selectable, offering five different color temperature options. With an impressive CRI rating of 90, they deliver crisp, true-to-life white light. Compatible with SATCO H-Track systems and various accessories (sold separately), these fixtures are versatile enough to meet numerous lighting requirements. Available in matte black or matte white finishes, and in 10, 20, or 30 watts, these track heads provide both aesthetic appeal and energy efficiency, enhancing any space they illuminate.



GENERAL SPECIFICATIONS

Input Voltage, Frequency: 120V, 60Hz
Power Factor: >0.9
Efficacy: 70 LPW
CCT Selectable: 2700K/3000K/3500K/4000K/5000K
CRI: 90
Dimmable: Phase-Cut dimmable down to 10%
Location Rating: Dry

Ambient Operating Temperature: -20°C (-4°F) to +40°C (+104°F)
Track Type: SATCO H-Track Compatible
Construction: Aluminum/Steel
Lens Material: Poly methyl methacrylate (PMMA)
Functional Life: 30,000 Hours
Warranty: 3 Years

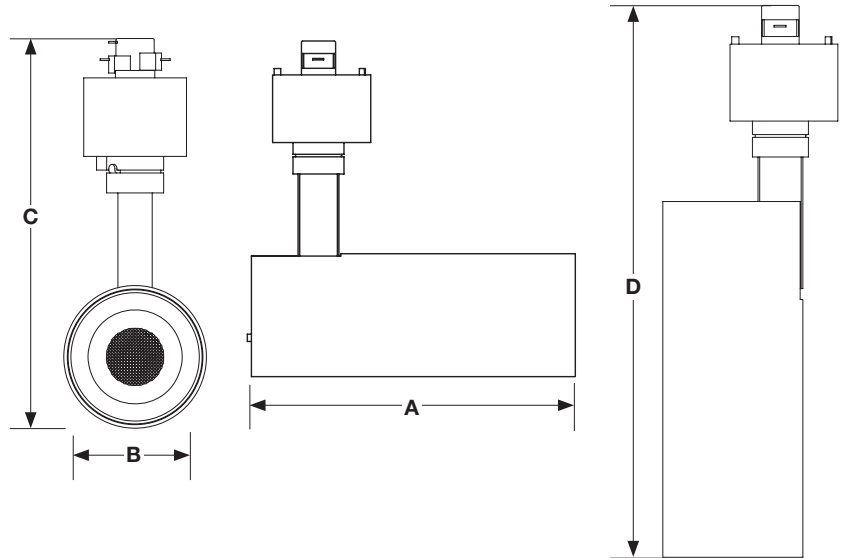


ITEM SPECIFICATIONS / ORDER INFO







Item	Finish	Watts	Lumens	Input Current	Beam Angle
TH701	Matte White	10W	700	0.09A	36°
TH702	Matte Black	10W	700	0.09A	36°
TH703	Matte White	10W	700	0.09A	48°
TH704	Matte Black	10W	700	0.09A	48°
TH711	Matte White	20W	1400	0.18A	36°
TH712	Matte Black	20W	1400	0.18A	36°
TH713	Matte White	20W	1400	0.18A	48°
TH714	Matte Black	20W	1400	0.18A	48°
TH721	Matte White	30W	2100	0.27A	36°
TH722	Matte Black	30W	2100	0.27A	36°
TH723	Matte White	30W	2100	0.27A	48°
TH724	Matte Black	30W	2100	0.27A	48°

DIMENSIONS/WEIGHTS

Item	Length (A)	Width (B)	Height (C)	Extends (D)	Weight
TH701	5.00"	2.00"	5.38"	7.75"	0.70 Lbs.
TH702	5.00"	2.00"	5.38"	7.75"	0.70 Lbs.
TH703	5.00"	2.00"	5.38"	7.75"	0.70 Lbs.
TH704	5.00"	2.00"	5.38"	7.75"	0.70 Lbs.
TH711	6.31"	2.43"	5.88"	8.63"	1.02 Lbs.
TH712	6.31"	2.43"	5.88"	8.63"	1.02 Lbs.
TH713	6.31"	2.43"	5.88"	8.63"	1.02 Lbs.
TH714	6.31"	2.43"	5.88"	8.63"	1.02 Lbs.
TH721	6.71"	3.14"	6.63"	9.06"	1.57 Lbs.
TH722	6.71"	3.14"	6.63"	9.06"	1.57 Lbs.
TH723	6.71"	3.14"	6.63"	9.06"	1.57 Lbs.
TH724	6.71"	3.14"	6.63"	9.06"	1.57 Lbs.



OPTIONAL TRACK ADAPTERS

Item	Description
TP247	Black Single Monopoint, Round, Steel 
TP248	White Single Monopoint, Round, Steel 
TP249	Black Triple Monopoint, Round, Steel 
TP250	White Triple Monopoint, Round, Steel 
TP142	White, Single Monopoint, Square, Plastic 
TP143	Black, Single Monopoint, Square, Plastic 



Other track accessories available. Scan QR code for details.

This device complies with Part 15 of the FCC Rules. Operation is subject to the following two conditions: (1) this device may not cause harmful interference, and (2) this device must accept any interference received, including interference that may cause undesired operation.

Fixture may not be compatible with all dimmers.

Replacement wattage shown depends on application and fixture. Specifications are subject to change without prior notice.

WARNING: Some products included in this specification sheet may be subject to the warning requirements of California's Proposition 65. Please refer to your product packaging for more information.