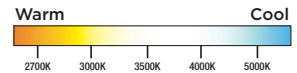


LED 18" WRAP FIXTURE

DUAL GFCI | CCT SELECTABLE



ColorQuick[®]
Selectable Color Technology



**INTEGRATED 15 AMP
CONVENIENCE OUTLETS**

5 CCT SELECTABLE

**90 CRI HIGH QUALITY
ILLUMINATION**

ADA COMPLIANT

TAMPER RESISTANT DUAL GFCI

SUGGESTED APPLICATIONS

- Bathroom Vanities
- Workshops
- Basements
- Utility Rooms
- Apartment Complexes
- Multi-family Housing

SATCO|NUVO's 18" LED Wrap Fixture delivers both illumination and power exactly where you need it. Perfect for workshops, apartment complexes, and multi-family dwellings, this fixture is ideal for areas where space is limited, and convenient power access is essential. The 15-amp, dual tamper-resistant GFCI outlets effortlessly meet all your power needs while providing safety and circuit overload protection. The front-facing outlet design enhances accessibility, while the easy-to-read LED status light keeps you informed, ensuring a safe and worry-free experience.



GENERAL SPECIFICATIONS

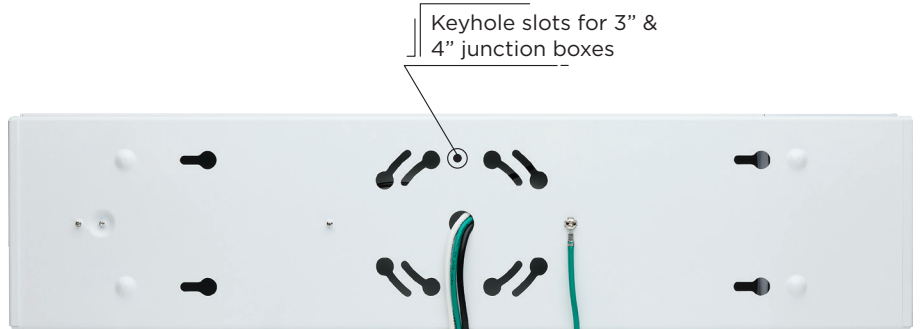


Input Voltage: 120V
Frequency: 60Hz
Power Factor: 0.9
THD: <30%
Dimmable: Non-Dimmable
Surge Protection Rating: Built-in surge protection - 2KV
Efficacy: Up to 99 LPW
CRI: 90
Location Rating: Damp
Ambient Operating Temperature:
 -20°C (-4°F) to +40°C (+104°F)

Material: Steel
Lens Material: Polycarbonate
Mounting Options: Ceiling/Wall
GFCI Type: Dual tamper & weather resistant with Self-Test Function
GFCI Amp: 15A
GFCI Trip Time: 0.025 seconds
Functional Life: 50,000 Hours
Warranty: 5 Years



ITEM SPECIFICATIONS / ORDER INFO

Catalog Number	Lumens	Wattage	Input Current	CCT	Beam Angle
62-700	1298-1391	14W	0.12A	2700K/3000K/3500K/4000K/5000K	110°



Rear Panel Mount

This device complies with Part 15 of the FCC Rules. Operation is subject to the following two conditions: (1) this device may not cause harmful interference, and (2) this device must accept any interference received, including interference that may cause undesired operation.

WARNING: Some products included in this specification sheet may be subject to the warning requirements of California's Proposition 65. Please refer to your product packaging for more information.

Visit Satco.com/service/warranty for complete warranty details

Replacement wattage shown depends on application and fixture. Specifications are subject to change without prior notice.

DIMENSIONS / WEIGHTS

Item	Length (A)	Width (B)	Depth (C)	Weight
62-700	18.00"	4.40"	2.51"	2.35 Lbs.

